



## 220W Dimmable Linear LED High Bay Light



### Product Features

- DLC certified. Opportunity to get rebates. UL certified. 5 years warranty.
- 500W metal halide lamp equivalent. Save 60% on electricity bill.
- Dimmable. Work with 1-10V dimmer.
- Input voltage: 120-277 V AC. Anti-surge protection.
- Come with rope sling. Easy to install.


**Product Information**

|                            |               |                          |                |
|----------------------------|---------------|--------------------------|----------------|
| SKU                        | 350013-NW-US  | Color Consistency (SDCM) | <6             |
| Power Consumption (W)      | 220           | Brightness (lm)          | 30800          |
| Metal Halide Equivalent(W) | 500           | LED Quantity             | 660            |
| Light Color                | Neutral White | Color Temperature (K)    | 5000           |
| Dimmable                   | Dimmable      | CRI                      | 80             |
| Beam Angle (Degree)        | 90            | Input Voltage (v)        | 120-277V AC    |
| Frequency (hz)             | 50/60         | Power Factor             | >0.9           |
| Lifespan (h)               | 50000         | Length (in)              | 24.80          |
| Width (in)                 | 14.17         | Height (in)              | 1.89           |
| Net Weight (lb)            | 9.04          | Material                 | PMMA, SPCC     |
| Waterproof                 | No            | Protection Rating        | IP20           |
| Safety Rating              | UL, FCC       | Package Quantity         | Pack of 1 Unit |
| Warranty                   | 5 Years       | Energy Rating            | DLC5.1         |

**Recommended 1-10 V Dimmer**

|             |          |                 |           |
|-------------|----------|-----------------|-----------|
| Brand       | Lutron   | Leviton         | Legrand   |
| Dimmer Type | 1-10 V   | 1-10 V          | 1-10 V    |
| Model       | NTSTV-DV | DS710-10Z/IP710 | RH4FBL3PW |

**Product Dimensions**



Photometric Data

[Download IES](#)

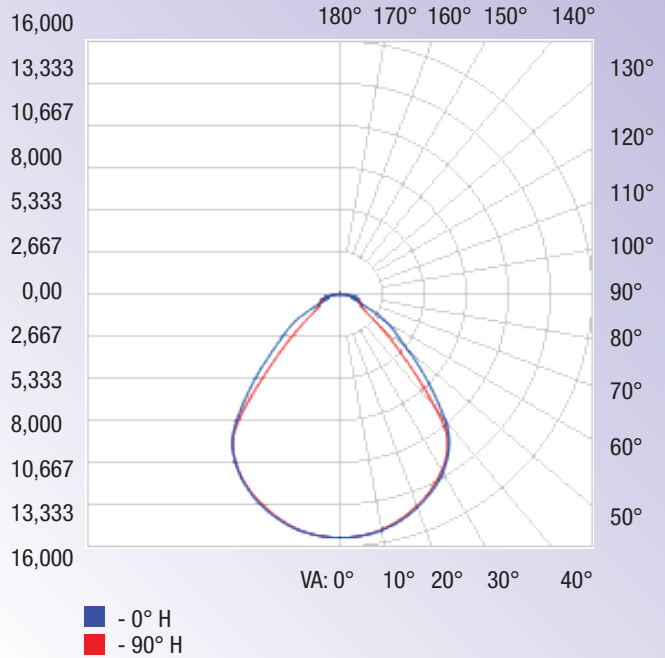
**OUTDOOR PHOTOMETRIC REPORT**

**MANUFACTURER:** Lepro  
**SKU NO.:** 350013-NW-US  
**LAMP OUTPUT:** 1 lamp, rated Lumens/lamp: 30800  
**MAX CANADELA:** 15,433.2 at Horizontal: 0°, Vertical: 0°  
**LUMINOUS OPENING:** Rectangle (L: 23.52", W: 13.68")  
**NEMA TYPE:** 6 X 7

**LUMENS PER ZONE**

| ZONE  | LUMENS  | % TOTAL |
|-------|---------|---------|
| 0-10  | 1,460.6 | 4.7%    |
| 10-20 | 4,173.9 | 13.6%   |
| 20-30 | 6,299.2 | 20.5%   |
| 30-40 | 7,346.3 | 23.9%   |
| 40-50 | 5,436.7 | 17.7%   |
| 50-60 | 2,739.6 | 8.9%    |
| 60-70 | 1,676.1 | 5.4%    |
| 70-80 | 1,116.2 | 3.6%    |
| 80-90 | 367.8   | 1.2%    |

**Polar Candela Distribution**

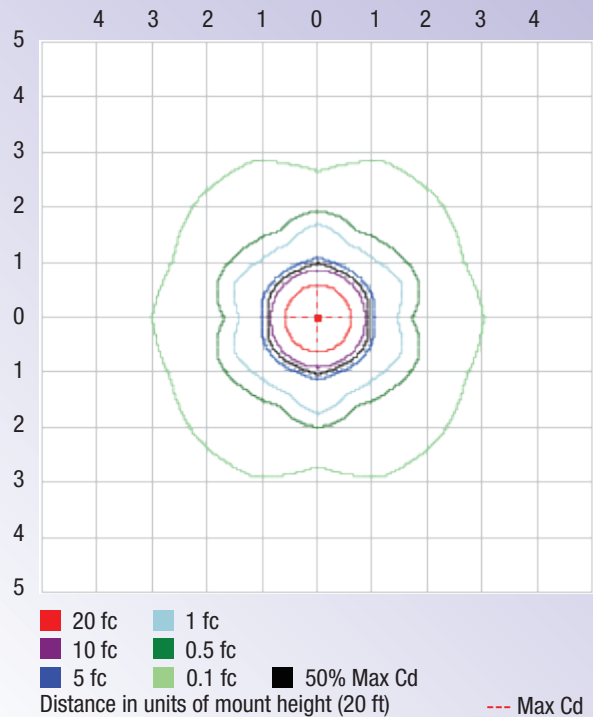


**ILLUMINANCE AT A DISTANCE**

|       | CENTER BEAM FC | BEAM WIDTH |         |
|-------|----------------|------------|---------|
| 4 ft  | 964.58 fc      | 7.3 ft     | 8.1 ft  |
| 8 ft  | 241.14 fc      | 14.5 ft    | 16.1 ft |
| 12 ft | 107.18 fc      | 21.8 ft    | 24.2 ft |
| 16 ft | 60.29 fc       | 29.1 ft    | 32.3 ft |
| 20 ft | 38.58 fc       | 36.3 ft    | 40.3 ft |

Vert. Spread: 84.5°      Horiz. Spread: 90.5°

**Isofootcandle Plot**





**Other Models**

| SKU          | Power (w) | Lumen (lm) | CCT    | Input Voltage | Beam Angle | Life Hrs | CRI | MH Equivalent Power (w) | DLC | Website               |
|--------------|-----------|------------|--------|---------------|------------|----------|-----|-------------------------|-----|-----------------------|
| 350012-NW-US | 165       | 23,100     | 5000 K | 120-277 V     | 90°        | 50,000   | 80  | 400                     | 5.1 | <a href="#">Visit</a> |
| 350013-NW-US | 220       | 30,800     | 5000 K | 120-277 V     | 90°        | 50,000   | 80  | 500                     | 5.1 | <a href="#">Visit</a> |



**350012-NW-US**  
**165 W**



**350013-NW-US**  
**220 W**

